


GableMaster® Exterior Gable Vents

The World's Most Popular Gable Vents

- **More Styles and Colors**
Available in over 200 molded-through colors plus paintable and stainable options (most vents).
- **40 Year Transferable Warranty**
Includes the finish!



PENTAGON



ELONGATED OCTAGON

DIAMOND



RECTANGLE



OCTAGON



36" Round
on vinyl



22" Octagon on stucco



32"x 47" Elongated
Octagon (paintable) on stucco

EXCLUSIVE! Lock-On Trim Ring simplifies installation, improves finished appearance

- **Easy to Install**
On wood, vinyl, stucco, fiber cement or brick.


- **Maintenance-Free**
U.V. stabilized polypropylene copolymer with molded-through color.

U.S. Pat. Nos. 5,673,526; 5,596,852; 4,875,318; 5,349,799
Canadian Pat. No. 1,280,024; other U.S. and Foreign patents pending.



What you don't see makes the difference!

- **Double baffle system** for increased weather resistance (most vents).
- **Sealed-In fiberglass screening** for complete insect protection.
- **More venting area** than industry standards.
- **Nailing flange** for easy installation.



HALF ROUND




ROUND/OVAL

Shown with optional KEYSTONE ADD-ONS



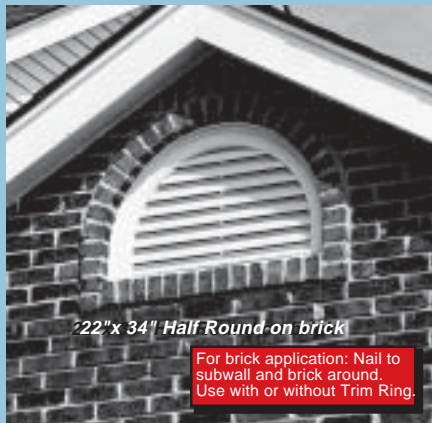
ROUND TOP



TRIANGLE



12/12 pitch Triangle on wood



22"x 34" Half Round on brick

For brick application: Nail to subwall and brick around. Use with or without Trim Ring.



22"x 32" Round Top on vinyl

Architectural Trim


Gable Vents

Mounting Accessories

Shutters

Roof Ventilation

Larger vents look better in most gables!



Bigger really is better!

- **Larger vents** look better in most gables and offer up to **280% more ventilation**.
- Bigger vents are needed to **balance and complement** today's larger homes.
- Gable vents **add style and distinction** as well as **necessary ventilation**.
- **Mid-America** gives you the **largest selection** of styles, sizes and colors.



Keystone Add-Ons

Decorative accent

Fits Round, Half Round, Octagon and Round Top gable vents.

GableMaster Classic Style Vents

Classic "brick mold styling" can be used with all types of siding.



GableMaster Replacement Vent

New patent pending flange inserts into old opening in pre-existing siding. Then, Replacement Vent snaps into flange. No need to remove old siding!

Style-A-Vent Custom Program

Custom design your own gable vent


With the GableMaster Style-A-Vent Program you can custom design your own TRIANGLE, SQUARE or RECTANGLE gable vent in sizes up to 96"x 96". Now you can add ventilation and distinction to any gable, residential or commercial, with your own custom sized Style-A-Vent.

Notes on GableMaster Style-A-Vents:

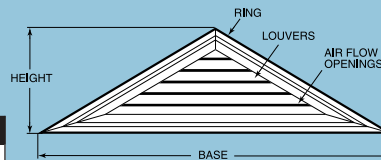
Heights are available in specified increments based on the number of louvers. Widths are available in virtually any size from 12" to 96" for rectangles and squares, and up to 97" for triangles (see charts below). Style-A-Vents are available in white & paintable only.

Custom Triangle Vents

Number of Louvers					
4/12 Pitch	3	4	5	6	
Height	12.29	14.54	16.79	19.04	
Base	60.48	74.00	87.50	101.00	
V/A (sq. in.)	28	56	93	140	
5/12 Pitch	3	4	5	6	7
Height	12.39	14.64	16.89	19.14	21.40
Base	48.89	59.70	70.50	81.30	92.10
V/A (sq. in.)	22	45	74	112	157
6/12 Pitch	3	4	5	6	7
Height	13.63	15.88	18.13	20.38	22.63
Base	54.54	63.54	72.53	81.54	90.54
V/A (sq. in.)	19	37	61	93	131
7/12 Pitch	3	4	5	6	7
Height	13.83	16.08	18.33	20.6	22.83
Base	47.42	55.13	62.84	70.7	78.27
V/A (sq. in.)	16	32	53	81	112
8/12 Pitch	3	4	5	6	7
Height	14.09	16.34	18.59	20.77	23.09
Base	42.27	49.02	55.77	62.50	69.27
V/A (sq. in.)	14	28	47	69	98
9/12 Pitch	3	4	5	6	7
Height	14.18	16.43	18.68	20.93	23.2
Base	37.82	43.82	49.82	55.82	61.8
V/A (sq. in.)	13	25	42	62	89
10/12 Pitch	3	4	5	6	7
Height	14.36	16.62	18.86	21.11	23.3
Base	34.48	39.88	45.25	50.68	56.08
V/A (sq. in.)	11	23	38	56	77
11/12 Pitch	3	4	5	6	7
Height	14.56	16.81	19.06	21.31	23.56
Base	31.77	36.68	41.60	46.50	51.41
V/A (sq. in.)	10	20	34	51	72
12/12 Pitch	3	4	5	6	7
Height	14.77	17.03	19.27	21.52	23.77
Base	29.55	34.06	38.55	43.05	47.55
V/A (sq. in.)	10	19	31	47	66

 = Standard Size Stock Gable Vent
All dimensions are from outside of ring to outside of ring

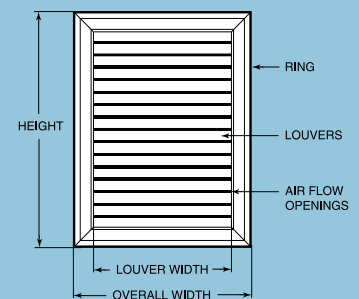
Custom Triangle Vents



Patented Trim Ring simplifies installation. Included with all custom Style-A-Vents.

We can do a lot for your special projects. If it's not shown, give us a call.

Custom Rectangle Vents



Custom Rectangle and Square Vents

Rectangle and Square vents are available in any width from 12" to 96" in 1/4" increments

Height	# Louvers	Height	# Louvers	Height	# Louvers	Height	# Louvers
17.8	5	38.1	14	58.3	23	78.6	32
20.0	6	40.3	15	60.6	24	80.8	33
22.3	7	42.6	16	62.8	25	83.0	34
24.6	8	44.8	17	65.1	26	85.4	35
26.8	9	47.1	18	67.3	27	87.6	36
29.1	10	49.3	19	69.6	28	89.9	37
31.3	11	51.6	20	71.8	29	92.1	38
33.6	12	53.8	21	74.1	30	94.4	39
35.8	13	56.1	22	76.3	31	96.6	40

How to Figure Net Free Area for Rectangles

NFA = (Width - 7.12) x (.70) x (Louvers - 1)
EXAMPLE: 34"(W) x 42"(H) Vent

34.00 Outside width
-7.12 Ring & frame width
26.88 Width of one louver (air flow opening)
26.88
x .70 Height of one air flow opening
18.82 Area of one air flow opening (in sq. in.)
16 Number of louvers
-1 Uppermost louver does not provide air flow
15
18.82 Area of one air flow opening (in sq. in.)
x 15 Number of air flow openings
282.30 Net free area (in sq. in.)

GableMaster® Exterior Gable Vents

35 Stock Styles and Sizes

Architectural Trim

Gable Vents


Mounting Accessories

Shutters

Roof Ventilation

* ROUND 18" diameter
* ROUND 22" diameter
* ROUND 36" diameter
* OCTAGON 18" width
* OCTAGON 22" width
* OCTAGON 27" width
* OCTAGON 32" width
OCTAGON 40" width
* OVAL VERTICAL 21"x 27"
OVAL HORIZONTAL ... 27"x 21"
* HALF ROUND 22" x 34"
* ROUND TOP 14" x 22"
* ROUND TOP 22" x 32"
SQUARE 12" x 12"
RECTANGLE Replacement Vent 12"x 18"
* RECTANGLE Classic Style 12"x 18"
* RECTANGLE 18" x 24"
RECTANGLE Classic Style 18"x 24"
* RECTANGLE Classic Style 24" x 30"
RECTANGLE 32" x 42"
DIAMOND 35" x 42"
ELONGATED OCTAGON 26" x 38"
ELONGATED OCTAGON 32" x 47"
PENTAGON 10/12 Pitch 26" x 39"
PENTAGON 10/12 Pitch 34" x 50"
TRIANGLE (4 louvers) 4/12 Pitch 14.5" x 74"
TRIANGLE (5 louvers) 5/12 Pitch 17" x 70.5"
TRIANGLE (5 louvers) 6/12 Pitch 18" x 72.5"
TRIANGLE (6 louvers) 7/12 Pitch 20.5" x 70.5"
TRIANGLE (6 louvers) 8/12 Pitch 21" x 62.5"
TRIANGLE (7 louvers) 9/12 Pitch 23" x 62"
TRIANGLE (7 louvers) 10/12 Pitch 23" x 56"
TRIANGLE (8 louvers) 11/12 Pitch 26" x 56"
TRIANGLE (8 louvers) 12/12 Pitch 26" x 52"
TRIANGLE (4 louvers) 12/12 Pitch 17" x 34"
* Double Baffle

PENTAGON




34"x 50" 10/12 Pitch♦
O.D.: 34.4"x 50.4"
Depth: 2.125" • V/A: 260 sq. in.
R/O: 20"x 20"



26"x 39" 10/12 Pitch♦
O.D.: 26.3"x 39.2"
Depth: 2.125" • V/A: 153 sq. in.
R/O: 16"x 16"

DIAMOND



35"x 42" 14/12 Pitch♦
O.D.: 35.4"x 41.9"
Depth: 2.125" • V/A: 127 sq. in.
R/O: 14"x 14"

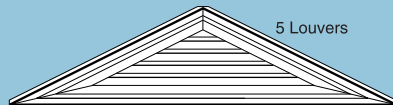
TRIANGLE



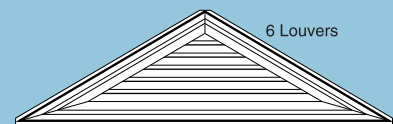
14.5"x 74" 4/12 Pitch♦
O.D.: 14.5"x 74"
Depth: 2.5" • V/A: 56 sq. in. • R/O: 8"x 7"



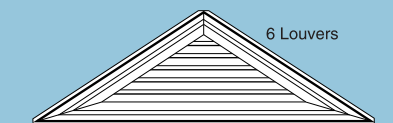
17"x 70.5" 5/12 Pitch♦
O.D.: 16.9"x 70.5"
Depth: 2.5" • V/A: 74 sq. in. • R/O: 8"x 10"



18"x 72.5" 6/12 Pitch♦
O.D.: 18.1"x 72.5"
Depth: 2.125" • V/A: 61 sq. in. • R/O: 8"x 8"




20.5"x 70.5" 7/12 Pitch♦
O.D.: 20.5"x 70.5"
Depth: 2.125" • V/A: 81 sq. in. • R/O: 9"x 9"



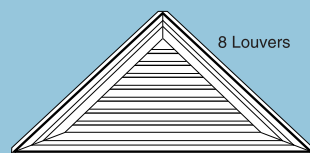
21"x 62.5" 8/12 Pitch♦
O.D.: 20.8"x 62.5"
Depth: 2.125" • V/A: 69 sq. in. • R/O: 9"x 9"



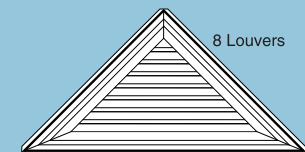
23"x 62" 9/12 Pitch♦
O.D.: 23.1"x 61.8"
Depth: 2.125" • V/A: 89 sq. in. • R/O: 10"x 10"



23"x 56" 10/12 Pitch♦
O.D.: 23.4"x 56"
Depth: 2.125" • V/A: 77 sq. in. • R/O: 10"x 10"



26"x 56" 11/12 Pitch♦
O.D.: 25.8"x 56.3"
Depth: 2.125" • V/A: 96 sq. in.
• R/O: 11"x 11"



26"x 52" 12/12 Pitch♦
O.D.: 26"x 52"
Depth: 2.125" • V/A: 88 sq. in. • R/O: 10"x 10"



17"x 34" 12/12 Pitch♦
O.D.: 17"x 34.1"
Depth: 2.125" • V/A: 19 sq. in. • R/O: 4"x 5"

EASY 1, 2, 3 INSTALLATION



- 1 CUT HOLE AND ATTACH VENT**
- 2 INSTALL SIDING AROUND VENT**
- 3 LOCK ON RING**
No need to J-Channel or caulk. Accommodates all types of siding.

O.D. = Outside Dimensions
(outside of ring to outside of ring)
Depth = Thickness
V/A = Venting Area (square inches)
R/O = Rough Air Opening


★ = Color molded-through vents also available in stainable or paintable.
♦ = Sonically welded vents (in white & paintable only)

U.S. Pat. Nos. 5,673,526; 5,596,852
Canadian Pat. No. 1,280,024

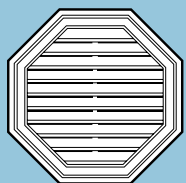
The World's Most Popular Gable Vents

*For use on wood, vinyl, stucco, fiber cement
or brick new construction or remodeling*

OCTAGON

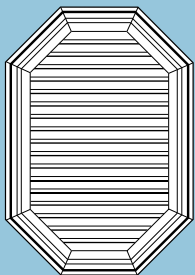


40" ♦
O.D.: 38.1" width
Depth: 2.125" • V/A: 239 sq. in.
R/O: 19"x 19"



32" ★
O.D.: 32" width
Depth: 2" • V/A: 110 sq. in.
R/O: 16"x 20"

ELONGATED OCTAGON



32"x 47" ♦
O.D.: 32.3"x 47"
Depth: 2.125" • V/A: 268 sq. in.
R/O: 20"x 20"



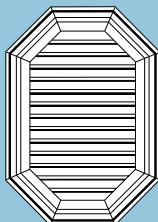
27" ★
O.D.: 27" width
Depth: 2" • V/A: 81 sq. in.
R/O: 16"x 16"



22" ★
O.D.: 22" width
Depth: 2" • V/A: 54 sq. in.
R/O: 16"x 16"

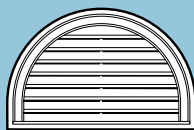


18" ★
O.D.: 18" width
Depth: 2" • V/A: 40 sq. in.
R/O: 12"x 12"



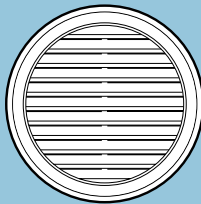
26"x 38" ♦
O.D.: 26.4"x 38.1"
Depth: 2.125" • V/A: 158 sq. in.
R/O: 16"x 16"

HALF ROUND



22"x 34" ★
O.D.: 22.1"x 34.2"
Depth: 2.10" • V/A: 100 sq. in.
R/O: 16"x 24"

ROUND



36" ★
O.D.: 36" diameter
Depth: 2" • V/A: 140 sq. in.
R/O: 16"x 24"

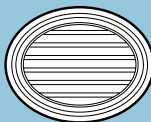


22" ★
O.D.: 22" diameter
Depth: 2" • V/A: 50 sq. in.
R/O: 16"x 16"

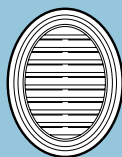


NEW! 18" ★
O.D.: 18" diameter
Depth: 2" • V/A: 26 sq. in.
R/O: 5"x 6"

OVAL




27"x 21" Horizontal Oval ♦
O.D.: 27"x 21" • Depth: 2.175"
V/A: 57 sq. in. • R/O: 8"x 8"




21"x 27" Vertical Oval ★
O.D.: 21"x 27" • Depth: 2.175"
V/A: 57 sq. in. • R/O: 8"x 8"


RECTANGLE/SQUARE




32"x 42" ♦
O.D.: 32.4"x 42.6"
Depth: 2.125" • V/A: 265 sq. in.
R/O: 20"x 20"




24"x 30" ★
Classic Style
O.D.: 26.2"x 32.2"
Depth: 2.18" • V/A: 97 sq. in.
R/O: 16"x 24"



18"x 24" ★
O.D.: 20.2"x 26"
Depth: 1.75" • V/A: 140 sq. in.
R/O: 12"x 18"



22"x 32" ★
O.D.: 22"x 32" • Depth: 2.187"
V/A: 70 sq. in. • R/O: 18"x 24"



18"x 24" ★
Classic Style
O.D.: 20.2"x 26.2"
Depth: 2.18" • V/A: 63 sq. in.
R/O: 12"x 18"



12"x 18" ★
Replacement Vent
O.D.: 14"x 20"
Depth: 1.75" • V/A: 52 sq. in.
R/O: 12"x 18"




12"x 18" ★
Classic Style
O.D.: 14"x 20"
Depth: 1.75" • V/A: 49 sq. in.
R/O: 11"x 17"



12"x 12" ★
O.D.: 14.2"x 14.2"
Depth: 1.75" • V/A: 44 sq. in.
R/O: 8"x 8"

ROUND TOP



14"x 22" ★
O.D.: 16"x 24" • Depth: 2.187"
V/A: 50 sq. in. • R/O: 12"x 18"